


816-505-9990 | [kcwaterproofing.com](http://kcwaterproofing.com)



**Foundation  
Repair**

**Basement  
Waterproofing**

**Crawl Space  
Repair**

**Concrete  
Leveling**

**Look  
inside  
for:**



Safety Tips



Seasonal Checklists



Savings & More



# Why Choose KC Waterproofing?

KC Waterproofing and Foundation Repair has been the go-to business for waterproofing and foundation expertise throughout Kansas City since 1985. Our technicians undergo rigorous training and know everything there is to know about keeping your home safe and dry.

We offer unbeatable warranties to ensure you're always happy with your services, we're professional at all times, and we always have your best interests in mind. But above all else, we do a good job. We don't settle for second-best, and we're only happy when you're happy. If you ever have any questions, we're here to listen. Our office is glad to be of service and walk you through the ins and outs of your project.

So whenever you need professional foundation services for your home, we're here to help. We want to provide Kansas City homeowners with anything their foundation could possibly need, so when you're ready, we'd love to chat with you about how we can serve you best!

Since  
1985

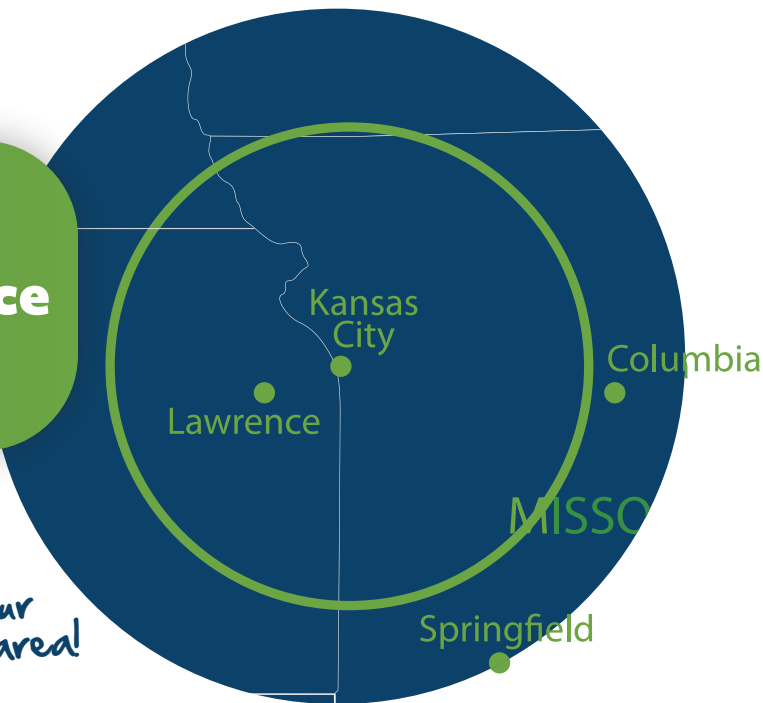
Cutting Edge  
Technology

Locally Owned  
& Operated



Our Proof of  
Liability Insurance

[kcwaterproofing.com/liability/](https://kcwaterproofing.com/liability/)



## Our Purpose

Serving Customers, Repairing Foundations, Protecting Properties


### Core Values

- |   |  |  |
|---|--|--|
| <b>Serve Others</b><br>Do the right thing<br>Maintains Accountability<br>Respectful | <b>Growth Oriented</b><br>Open Minded<br>Continuous Self Improvement<br>Self Sufficient Team | <b>Safety First</b><br>For Your family<br>and Ours |
|---|--|--|





# Table of Contents

	Why Choose KC Waterproofing .....	2
	Meet Our Team .....	3
	Table of Contents .....	4
	Our Guarantees.....	5
	Home Protection Checklist .....	6
	Reviews .....	7
	Foundation Repair .....	8
	Bowing Walls .....	12
	Basement Waterproofing .....	16
	Sump Pumps .....	18
	Dehumidifiers .....	19
	Maintenances Programs .....	20
	Crawl Space Repair.....	21
	Concrete Repair .....	22
	Homeowner Checklists .....	24
	Financing Options .....	26
	Coupons.....	27



Use your smartphone camera to scan QR codes to quickly access information, insightful videos, and more throughout our booklet.



# The KC Guarantee

We stand behind our Basement Waterproofing, Foundation Repair, Crawl Space Repair, Sump Pump Installation, Moisture Control & Commercial Structural Support Services.

## We Value Your Home Guarantee

Our Service Experts use floor protection and tarps to protect your home. We make sure they leave your home's interior in the same condition it was in before they arrived. If we don't get it to your satisfaction we will clean your home.

## We Value Your Safety Guarantee

Our Service Expert will arrive in a KC Waterproofing truck, wearing a KC Waterproofing uniform. KC Waterproofing is fully licensed and insured for your safety and protection.

## We Value Your Satisfaction Guarantee

We agree to accept responsibility for your complete satisfaction with the materials we use and the workmanship we provide. If you are dissatisfied with our service or our people for any reason, we will do whatever it takes to make it right and correct the problem to your satisfaction.

## We Value Your Time Guarantee

Our experienced customer service representatives will schedule an appointment that is convenient for you. Before our Service Expert arrives at the appointed time, we will give you a call so you don't have to waste your valuable time waiting or worrying.

## "No Lemon" Guarantee

Manufacturer's have admitted that 3% of their equipment comes from the factory with some kind of defect. We guarantee that when the equipment we have installed is maintained and operated in accordance with the manufacturer's operation and maintenance manuals, should your sump pump or battery back-up fail in the first five years, we will replace it with a brand new current model free of charge.

## Workmanship Guarantee

Our Service Experts are the best in skill, attitude and workmanship. We provide ongoing training keeping them up to date with new market developments. That means you get the most knowledgeable Service Expert in the business. They will care for your home and complete the job in a timely manner with precision. They will clean up when they are finished and will take personal responsibility for your satisfaction. They will not smoke or swear in or near your home and are drug free.

## Lifetime Replacement Guarantee

KC Waterproofing warrants and guarantees to the original purchaser, that should Customer accept and purchase KC Waterproofing's recommended repair, such repair shall be free from defect in materials and workmanship under normal use and conditions for as long as the Customer owns the residence in which the recommended repair was provided and is transferable to the new owner.



See all of our warranties

[kcwaterproofing.com/warranties/](http://kcwaterproofing.com/warranties/)



# Home Protection Checkup

Homes need a regular checkup, just like we do, to ensure proper efficiency.

Have you ever had **water in your basement** from heavy rains?

☐ YES ☐ NO

Does your family **suffer from allergies** or other breathing troubles?

☐ YES ☐ NO

Are you concerned with **cracks in your sheet rock walls**?

☐ YES ☐ NO

Have the ducts in your home been cleaned recently to **remove dust and allergens**?

☐ YES ☐ NO

Do you have **cracks in your foundation walls**? *(Are they leaking?)*

☐ YES ☐ NO

Are there **tripping hazards** in your sidewalk leading to your front door? *(Has your concrete sunk?)*

☐ YES ☐ NO

Are you **noticing cracks** in your garage floor?

☐ YES ☐ NO

Are there doors and windows that **do not open or close properly** in your home?

☐ YES ☐ NO

Are you **concerned about the grading** on the exterior of your home, that it may be running water back towards your foundation?

☐ YES ☐ NO

Do you have a **sump pump** installed in your basement?

☐ YES ☐ NO

Are you **concerned about mold and mildew** growing in your crawlspace area?

☐ YES ☐ NO

Do you have **large shrubs or trees** growing within 15ft of your home's foundation?

☐ YES ☐ NO

Has there been any **annoyingly slow-draining** sinks, tubs, or toilets? *(Note: even if they're working fine now, have they occurred within the last five years?)*

☐ YES ☐ NO

Are you noticing new **cracking in your brick**, or caulking pulling away around doors or windows?

☐ YES ☐ NO

Have you ever had your home **professionally inspected** to find potential problems that may be occurring without your knowledge?

☐ YES ☐ NO

Have you ever had your **sewer line viewed by camera inspection** to identify potential problems?

☐ YES ☐ NO

Are you **worried that your basement will be ruined** from a sump pump failure due to a power outage?

☐ YES ☐ NO

Are you **concerned about your family's health** or long term issue because of your basement's damp walls, or mold and musty odors?

☐ YES ☐ NO

Did you or someone else **build a deck or porch over an existing concrete slab**? *(Patio, Front Porch, ETC..)*

☐ YES ☐ NO

## Reviews from Real Customers

I used KC Waterproofing 19 years ago for a foundation issue and I didn't hesitate to call them again when I had a more serious issue. **The service was excellent, and the crew was professional and arrived as promised each day** of the project. I highly recommend KC Waterproofing, I am very happy with their work.

- Francis S, Homeowner, KC MO

Julian is a jewel! Very professional and knowledgeable while maintaining friendliness. Was on my level. He was courteous and extremely respectful of my property. Hard-working too. I appreciate Matt's knowledge and availability. The office staff was kind, friendly, and very informative. **This is a first-class operation!**

- Linda F, Homeowner

**Starting from the free estimate I was impressed. They gave me multiple options to deal with the problem based on my budget.** When I chose the least expensive option, there was no pressure to "upgrade". They were very personable and available for any questions I had throughout the whole process. When they came to work in my house, the crew was very professional and efficient. The price I was quoted was the price I paid, with no surprise charges. Can't recommend them enough.

- Cody S, Homeowner



See our video testimonials

[kcwaterproofing.com/about-us/reviews/](https://kcwaterproofing.com/about-us/reviews/)





# How does Foundation Settlement Happen?

Foundation settlement is a major issue for homes across the Midwest, in one part because it's hard to see unless you go looking for it, and another being that Kansas City's soil is rich in clay.

Clay is an **expansive soil**, so it can soak up and retain substantial amounts of water. Kansas City's spring and fall seasons often see heavy rainfall, while their summers are, of course, much warmer and, therefore, drier.

The area's clay soil retains much of the water from its wet spring, and once summer hits, it dries up, pulling away from the foundation support. That is, of course, until it rains again, where it will re-expand and start to push up against your foundation. That ongoing push and pull will eventually cause problems, one being a possible foundation settlement.

If you are concerned that you might be dealing with your foundation settling, you can breathe a little easier, as you can address the symptoms of foundation settlement as long as you recognize them and seek the help of the foundation experts at KC Waterproofing and Foundation Repair.

**You'll want to start by looking for signs of settlement around your home's interior and exterior. You should keep an eye out for the following:**

- |  |   |
|--|---|
| <input type="checkbox"/> Interior and exterior wall cracks | <input type="checkbox"/> Doors and windows that stick               |
| <input type="checkbox"/> Bowed walls                       | <input type="checkbox"/> Gaps in walls, ceilings, doors, or windows |
| <input type="checkbox"/> Uneven or sloping floors          | <input type="checkbox"/> A leaning or cracked chimney               |

Any of these can be signals of a problem with foundation settlement, but know that KC Waterproofing and Foundation Repair is on your side. Our experience with the unique traits of Kansas City and the greater Midwest's soil sets us apart from other foundation companies, so we'll know how to approach your service to ensure foundation settlement is a thing of the past.



**See how foundations settle & we fix them!**

[kcwaterproofing.com/foundation-repair/](https://kcwaterproofing.com/foundation-repair/)



## Our Foundation Repair Solutions

Finding out that you have foundation problems is stressful for a homeowner. Foundations keep your home safe and stable, ensuring the structure does not become compromised.

KC Waterproofing knows every foundation problem has a solution; our team can help find yours. A cookie-cutter approach is the last thing you want when you call someone for foundation services. We offer multiple foundation services that cater to your unique situation. No two homes are alike, and we don't pretend to think otherwise.

Strengthening your foundation requires an extensive understanding of these practices and a means to implement them. It doesn't matter how you got into this situation — we're here to get you out of it however we can. **We can re-stabilize your foundation by:**

- Inspecting the foundation for any damage
- Repairing your existing foundation
- Repairing bowing walls
- Using foundation push or helical piers to add stability
- Setting up slab pier systems to support your foundation

### Helical/Push Piers

Helical piers target problems deep within the earth's soil by transferring the weight of your property onto competent, load-bearing strata or bedrock using a helical pier to secure it in the ground. Push piers operate similarly but are hydraulically pushed into the soil and held in place by the structure.

### Concentric vs Eccentric

At KC Waterproofing we utilize both types of piers depending on the problem. Concentric tend to be best where support is needed in the middle of a slab or under a structure. Eccentric excel around the structure and holds substantially more weight.

### Manifold

We use a manifold lift system to ensure that foundations we lift happen concurrently to protect the existing foundation from additional bending and twisting. This provides an extra level of protection that other companies often do not provide.



**Ask about our maintenance program for foundations!**



8



9





# Comparing Concentric & Eccentric Pier Solutions

Have you heard of concentric and eccentric pier systems? Do you know the pros and cons of each system? Probably not, but we wouldn't expect the average homeowner to be an expert on these systems! Still, that doesn't mean you won't have to decide on one or the other for your home.



With that being said, if it's information on the two you need, we've got you covered at KC Waterproofing. If you want to learn more about these systems, check out the chart below that showcases the major differences between the two.

## Manifold Lift System

Using a manifold lift involves synchronizing the lifting for precise stabilization of the home. While it sounds extreme, it helps our solutions work more efficiently.

There's no need to remove furniture or do anything out of the ordinary. The lifting process is slow, and we take great care to prevent damage to your home.



	What is it?	Capacity		Installation Process	Reinforcement Sleeve	100% Proof Tested	Patented Design	Lifetime Transferable Warranty	Manifold Lift
Concentric Piers		Concentric Means under footing, centrally loaded.	54,000 lbs Ultimate Capacity  2-1 Safety Factor = 27,000 lbs		Interior Installation: Excavate under existing footing over 3ft	No	Yes	Yes	Yes
Eccentric Piers		Eccentric Side Loaded	90,000 lbs Ultimate Capacity  Working Load / 2 = 45,000 lbs		Exterior Installation: Drives in 3ft sections  7 connection points, 21ft deep	Yes	Yes	Yes	Yes



This is a component of the eccentric pier that allows it to carry so much more weight than the concentric pier!



# Why Do Walls Bow?

The fact that a wall can become so warped that it actually starts to bow is something that can leave you guessing about its cause, but the answer lies in foundation settlement. As

your home's foundation settles, a lot of strain, known as hydrostatic pressure, begins to weigh down your basement walls. A home's walls can only hold on for so long, and eventually, they'll start to bow to that pressure.

Moisture changes in clay soil are the general culprit here, as they are the source of the pressure. When clay gets dry, it shrinks, but as it gets wet, it expands. This means that after a long period of drought, heavier rains can push walls inward as the soil rapidly expands. Though the process can happen anywhere, it's particularly important that Kansas City homeowners are aware of the issue, as the city's clay-rich soil increases its homes' chances of ending up with bowing walls.

Bowed walls don't just look unsightly; they can also be damaging to your home's structure and make for very unsafe conditions. Even worse, given that clay soil expels so much water, it can leak into your basement through even the faintest wall cracks, giving you another problem to deal with.

If you have **block walls**, you will see any bowing, usually **from the middle, and you will likely also see horizontal or stair-step cracks on both sides of the wall**. Stair-step cracks are exactly what they sound like — you'll see a crack that looks like a step on a staircase — and such cracks suggest the foundation is being pushed upward toward your home as a result of the hydrostatic pressure. These walls might also start to shear inward at the bottom block as they experience more pressure.

Regardless, it's always a safe bet to contact the professionals at KC Waterproofing if you suspect you have bowed walls. It's likely a signal that you have foundation issues we can fix!

**Poured walls** will still show many of the hallmark signs of bowed walls (like bending or cracks), but they result in more leaning and tipping. In contrast with block walls, they **bow near the top of the wall, leaning inward and developing diagonal cracks on both sides**. So feel free to take a peek up top if you can't see anything at face level. Doing so can help confirm your suspicions and give you a better idea of the health of your foundation.

**Stone foundations** that suffer from bowing will act like both block and poured walls, but you'll be able to see the **bulging or leaning from exterior walls**. Stone foundations also vary in crack patterns, and those cracks could mean several things because they're made from various materials.



## Bowing Wall Solution: Carbon Fiber System


An excellent choice for repairing a bowing wall is by using carbon fiber straps. **Carbon fiber is a very lightweight, malleable material you can mold to fit virtually any shape.** Carbon fiber straps can help brace and strengthen foundation walls with minor cracks and **bowing under two inches**. Although pliable, carbon fiber is up to 10 times stronger than steel.

Carbon fiber support is a great solution on poured and block walls in basements or crawl spaces. One of the outstanding features of carbon fiber is its minimally invasive and can be painted over or concealed behind drywall, virtually taking up no space in the process. It also requires no exterior excavation, is quick to install, and is an affordable option for bowing walls and cracked corners.

KC Waterproofing uses carbon fiber wall straps to stabilize cracked or bowed foundation walls to prevent further shifting. When caught early carbon fiber can strengthen existing walls, saving homeowners time and money.

### Advantages

- Great for walls bowing less than 2"
- Quick installation
- Increases structural strength of cracked concrete
- Fixes cracks and leaks
- Used on corners and walls
- Non-corrosive
- 10x stronger than steel
- Affordable option
- Low profile, allows for painting or drywall installation without obstruction







## Bowing Wall Solution: Waler (AKA I-Beam)

One of the ways we can fix bowing walls is with an I-beam or waler. **I-beams are strong and help many structures keep their shape.** They're more beneficial for lateral movement and work well with stone, block, or poured walls, lasting a long time and able to be easily adjusted to fit whatever your home needs. Walers are five-inch beams that can be used to stabilize a foundation wall.

In construction, I-beams are called "universal beams," given how valuable and cost-effective they are for securing structures. Additionally, having an I-beam installed in a home that's struggling with buckling or bowing walls can make a world of difference!

### Advantages

- Used independently or with anchors for added support
- Can restore existing foundation walls
- Works in areas where wall anchors won't work (outside obstructions: other properties, sidewalks, outbuildings, etc)
- Adds to the interior structure of home
- Lifetime transferable warranty



## Bowing Wall Solution: Wall Anchors

You can correct a bowing wall with the help of wall anchors or tiebacks. **These structures are useful for strengthening or straightening basement and retaining walls, with a specific design tailored to reduce the chances of the wall shifting from moving soil.** The purpose of the wall anchor is to restore lateral strength to the wall, also allowing you to pull the wall straight using the natural expansion, and contraction of the soil.

These structures have so many different applications that they're often the answer to the more obscure wall problems. Tiebacks and anchors are also eco-friendly, cost-effective, and relatively simple to install.

Kansas City homes go through wet and dry cycles, which makes the ground expand when wet and pull away during dry weather.

### Advantages

- No need to dig large holes or disturb landscaping
- Larger anchor than traditional for greater capacity
- Pull wall from the exterior of home
- Lifetime transferable warranty
- Fast installation
- Hassle-free



Ask about our  
maintenance program  
for wall anchors!

## Full Wall Foundation Restoration

**While the goal is always to repair the existing foundation, sometimes it's unsafe or inefficient to do anything other than replace the wall.** It sounds like a scary prospect, but we assure you that you're in the right hands with KC Waterproofing.

If an expert recommends a wall replacement, the wall is likely too cracked or bowed to save. This damage is usually so significant that you want a professional to fix it immediately, so don't hesitate to call us if you need a wall replacement.



14



15





## Noticing Water in Your Home?

Water can do a number on a basement, and even if it doesn't look like much, the smallest leak can do plenty of structural damage to a home over time. Kansas City homeowners, in particular, have to fight back against hydrostatic pressure from the water and something called the "clay bowl effect," which refers to the bowl shape left behind after a home's foundation is dug out.

Soil returns to the ground after a new foundation's construction is complete, but now it's even more absorbent than before, and since Kansas City is a region with plenty of absorbent clay in its soil, it's an even bigger problem here. Aside from cracks and bowing, there are a lot of other headaches water can give you.

### More water-related problems to look out for include:

- |   |  |
|---|--|
| <input type="checkbox"/> Mold, mildew, and odor       | <input type="checkbox"/> Peeling paint                     |
| <input type="checkbox"/> Water damage in the basement | <input type="checkbox"/> Warped panels, tile, and flooring |
| <input type="checkbox"/> Efflorescence                | <input type="checkbox"/> Dry rot                           |

*A white, powdery substance that can cake your basement walls!*

With the large deposits of clay throughout Kansas City, it's easy to see why taking your home's waterproofing seriously is especially important. You can avoid dealing with problems like this with the help of KC Waterproofing — our experts will show you how.



### Watch how basements leak & how we fix them.

[kcwaterproofing.com/basement-waterproofing/](http://kcwaterproofing.com/basement-waterproofing/)



## RapidFlow Drain System

Basement waterproofing is a fundamental necessity to keep your home protected. But finding the right waterproofing system for your situation isn't always cut and dry. You can waterproof your home in many ways, with each having different features that appeal to different homeowners.

A waterproofing system doesn't just keep your home's foundation healthy. It can also keep your family healthy. Standing water is a breeding ground for mold that can make you sick or give off an unappealing smell. And the excess water can cause higher humidity in your home, making you more uncomfortable.

Our RapidFlow Drain System is a complete closed-loop sealed system that comes with an interior drain tile, sump pump, dehumidifier, and wall vapor barrier. Our system can hold an incredible **30% more water** than other drainage systems, meaning that it can handle all the weather Kansas City throws at it. The RapidFlow Drain System is unbelievably strong due to the interior drain tiles shape—an inverted triangle, which evenly distributes weight on all sides. The system offers full wall protection that keeps your foundation healthy and prevents potentially expensive foundation damage in the future. At KC Waterproofing we build our system to last and we do it at a price that is obtainable.

### Advantages

- Closed-loop system ensures that water moves into sump pump and out of the home
- Vapor barrier protects inside walls of the home and directs moisture into drain
- Interior drain tile is strong and can withstand weight placed on top of due to its triangular shape
- Moves 30% more water than other systems on the market
- Cost-effective system is comparable to other systems on the market

KC Waterproofing can set you up with our top-notch waterproofing system that will protect your home from water's wrath. We'd love to discuss your needs and provide a life long solution.



**RapidFlow**  
DRAIN SYSTEM



16



17





## Sump Pumps

**Sump pumps are a fantastic way to keep harmful water out of your basement.** They'll take any water they find and pump it into a sump pit or basin where it will be safely contained.

Basement sump pumps are the first line of defense against water damage for Kansas City homeowners, especially if they deal with overflowing gutters or if there's any heavy rainfall in the area. Having a sump pump also protects against foundation issues caused by water seeping out from the clay-rich ground.



Best of all, sump pumps are not just for basements: They're one of the best ways to ensure your crawl space always stays dry, as they're another part of homes that are no stranger to water damage through mold or mildew growth. Any crawl space damage will negatively affect both your home's structure and its property value.

That's why we recommend sump pumps for both basements and crawl spaces as a means of keeping invasive water out of every inch of your home. KC Waterproofing sump pumps come with your choice of discharge lines. **We have options that drain back into your yard, and we can also have the line buried underground, if you prefer, which includes an freeze guard to protect your sump pump when temperatures drop.**

**Not all sump pumps are created equal and you'll want only the best quality with proper installation.** Our unique **Foundation Defense System** is the perfect solution for a homeowner with a wet basement: an internal water management system that we install under your floor. We can use the system to direct the water to the KC Water Removal System without it ever forming a problem in your home. KC Waterproofing has been servicing and installing sump pumps like the Foundation Defense System in homes for decades, so we'd be glad to get you set up with your own!

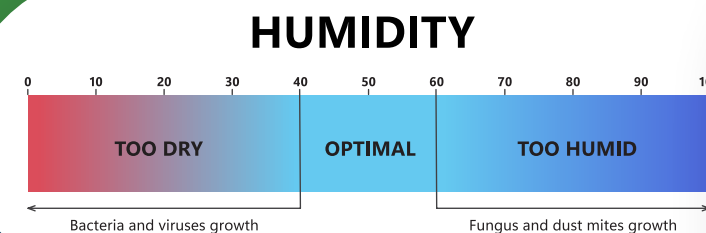


## Dehumidifiers

Many people underestimate how much trouble humidity can cause in their homes. It's more than just uncomfortable. **High humidity means there's automatically more moisture in the home, which can reduce indoor air quality and potentially trigger allergies.**

And while many homeowners will associate water damage with large amounts of water like flooding, smaller but consistent moisture levels in the home can cause similar problems over time. A dehumidifier is the easiest way to guarantee your humidity levels will stay low year-round. These systems can help protect your home from mold growth, odors, and pests. Having a professional install your dehumidifier is beneficial because you can ensure better moisture removal and overall system performance.

Dehumidifiers operate well with other waterproofing systems like sump pumps so that you can cover all your bases. Many systems will connect the two, working together to prevent damage to any part of your basement or crawl space.



### Advantages

- Diminish musty odors, mold, and mildew
- Lessen indoor allergies by reducing dust mites, mold spores, and mildew
- Lower energy costs and strain on electronics, appliances, and HVAC system
- Reduce pest-related problems like spiders, termites, and roaches that gravitate to moist environments



**Ask about our maintenance program for dehumidifiers!**

Kansas City is no stranger to humid weather, regardless of the time of year. Even if you have an air conditioner, it may not be enough to remove humidity, especially in basements or crawl spaces. Get a dehumidifier installation from KC Waterproofing, and you'll add the crowning jewel of a waterproofing system to give you peace of mind and extra comfort all summer.







## Annual Sump Pump Service

The KC Waterproofing team is dedicated to ensuring your sump pump keeps your home safe from water damage at all times. With that in mind, we've established an entire maintenance program for our Kansas City homeowner clients. The program guarantees their sump pumps are annually inspected and cleaned to keep them going strong.

Membership in our sump pump and foundation maintenance plan, though simple, is incredibly beneficial. You'll get annual maintenance from our trained experts and priority service for any sump pump systems, foundations, and dehumidifiers. Our special approach to maintenance is geared toward extending the life of waterproofing systems so you can stay dry for years to come. We service all systems, including ones we didn't install!

### Here are the benefits you can expect as a member of the KC Waterproofing Deluxe Maintenance Plan:

*An incredible \$375 value*

- ✓ Annual visits from a waterproofing expert
- ✓ 21-point service checklist
- ✓ Sump pump testing, cleaning, and inspection
- ✓ New filter pad for your dehumidifiers
- ✓ Inspections of the interior and exterior discharge line
- ✓ 10-point foundation inspection
- ✓ \$100 off benchmark report
- ✓ 5% off any new services
- ✓ Reports for structural evaluations

We've designed this plan with our customers in mind. We know what Kansas City homes need to be secure and safe, and with this maintenance program, you can get everything you'd want from a waterproofing and foundation service and much more!



### See all of our maintenance programs

[kcwaterproofing.com/maintenance-programs/](https://kcwaterproofing.com/maintenance-programs/)

*+ 5% off Additional Services for Deluxe Maintenance Plan Members*



## Crawl Space Repair & Encapsulation

### How do we fix crawl spaces? See how!

[kcwaterproofing.com/crawl-space-repair/](https://kcwaterproofing.com/crawl-space-repair/)



Crawl spaces are notorious for making it easier for water to enter the home. That's why it's crucial you have yours waterproofed by a professional. Much like your basement, excessive moisture in your crawl space can compromise the integrity of your foundation and cause water damage to the surrounding areas.

### Are you noticing any of the issues below in your home?

- ☐ Mold, mildew, and odor
- ☐ Sagging uneven floors
- ☐ Pest infestations
- ☐ Higher energy bills
- ☐ Standing water
- ☐ Humid, damp air in home

### Encapsulation Solutions

Crawl space encapsulation is the recommended solution for vented dirt crawl spaces. You can rely on the KC Waterproofing team to take the same thorough approach we do to waterproofing basements to your crawl space to ensure everything is sealed tightly and protected.


**Vapor Barriers:** A vapor barrier is a white plastic like layer of protection that keeps moisture, radon, and mold out.

**Support Jacks:** Support jacks or posts provide structural stability to your crawl space joists, preventing and fixing uneven floors in your home.

**Interior Drainage:** Our interior drainage tiles move water along the perimeter of your crawl space and directs them into the sump pump pit to be directed away from your foundation.

**Crawl Space Doors:** Sealed crawl space doors grant access to your crawl space without allowing humid air to fill underneath your home.

**Dehumidifier + Sump Pump:** Dehumidifiers pull moisture out of the air and surrounds and drains water into a sump pump which moves water away.







## What Causes Uneven Concrete?

Uneven concrete around your home can be caused by a variety of reasons, but the main culprits are changing weather conditions and poor drainage. Since Kansas City has a high amount of clay in the soil, it's more susceptible to settling. Dry conditions cause clay soil to compact and wet soil to expand. The cycle of wet and dry periods eventually causes voids to form under concrete making the remaining soil unable to support the weight of concrete slabs. Uneven concrete is not only an eyesore, it's also a tripping hazard and can effect your home's curb appeal and resale value.

### Settlement can appear in many forms around your home:

- |   |  |
|---|--|
| <input type="checkbox"/> The patio or porch is starting to pull away from your home | <input type="checkbox"/> Stairs that tilt to one side or the other |
| <input type="checkbox"/> Sidewalks that are noticeably uneven                       | <input type="checkbox"/> Noticeable voids on slab edges            |
| <input type="checkbox"/> Driveway slabs are sinking into the ground                 | <input type="checkbox"/> Cracked or uneven concrete slabs          |

Luckily, homeowners can avoid the cost and headache of full replacement by contacting KC Waterproofing for a free inspection. KC Waterproofing can lift and level concrete slabs with our polyurethane injection process called PolyLift. If you notice uneven concrete and need expert help, you can rely on us to use the best and most advanced techniques to get your concrete problems resolved!

## Poly Concrete Leveling

PolyLift concrete leveling is a particular way of lifting concrete slabs like sidewalks or driveways using polyurethane foam. It's an excellent way to fix concrete because of how fast-acting it is compared to other leveling solutions. It also has the added benefit of being **stronger, light weight and non-toxic**, so it's much safer for your property.

The main alternative, mud jacking, can mean waiting multiple days before walking on your concrete. Mudjacking is not waterproof, either, and it doesn't last nearly as long, requiring you to call every few years to redo it. Mudjacking is heavy as well, adding additional weight to the slab causing more opportunity for it to sink in the future. Concrete leveled with PolyLift only takes around fifteen minutes to cure, and then you're free to use it as much as you like.


PolyLift concrete leveling will be the wisest option to fix settled concrete. It's minimally invasive and takes no time to implement. And KC Waterproofing can take care of it for you to ensure the poly process is done correctly!

### Can be used for:

- |                                    |                                     |   |
|------------------------------------|-------------------------------------|---|
| <input type="checkbox"/> Sidewalks | <input type="checkbox"/> Pool decks | <input type="checkbox"/> Foundation slabs   |
| <input type="checkbox"/> Driveways | <input type="checkbox"/> Steps      | <input type="checkbox"/> Other applications |
| <input type="checkbox"/> Patios    | <input type="checkbox"/> Footings   |   |

**See how concrete settles & how we fix it!**

[kcwaterproofing.com/concrete-leveling/](https://kcwaterproofing.com/concrete-leveling/)







Spring & Summer

# Homeowner Maintenance Checklists

Like a car, your home needs regular maintenance and occasional tune-ups to stay in tip-top shape. Fortunately, you can complete most of the following tasks yourself by following this season-by-season schedule of indoor and outdoor maintenance.

Regular home maintenance is essential to ensure a safe and efficient home. It's a good idea to set aside some money in your budget each month for home maintenance and repair. As a rule of thumb, homeowners spend between **1% and 3% of their home's value on maintenance and repair each year**. Following this maintenance checklist on a regular basis can help your home look its best, keep utility bills down and prevent more costly repairs in the future.

## Spring Home Maintenance

In spring, focus on freshening up your home and protecting your property against the season's strong winds and rains.

### Outdoor Tasks:

- ☐ Clean gutters & downspouts.
- ☐ Inspect roof and chimney for cracks & damage.
- ☐ Touch up peeling or damaged paint.
- ☐ Wash all windows, inside & out.
- ☐ Install screens on windows & doors.
- ☐ Clean outdoor furniture & air out cushions.
- ☐ Service your lawn mower.
- ☐ Fertilize your lawn.

### Indoor Tasks:

- ☐ Test smoke & carbon monoxide detectors when you set clocks forward.
- ☐ If your basement has a sump pump, test it by dumping a large bucket of water into the basin of the sump pump. This should activate the sump pump. If it does not switch on or if it's not pumping water, it may need to be serviced by a professional. Also, check for & remove any debris & make sure there are no leaks.
- ☐ Wash & change seasonal bedding.
- ☐ Dust blinds & vacuum curtains throughout.
- ☐ Clean kitchen & bathroom cabinets & throw away outdated food, medicine & cosmetics.
- ☐ Inspect attic fan to make sure there are no animal nests & test properly.
- ☐ Have air conditioner outside professionally inspected.
- ☐ Test whole home generator for proper function. Test panel circuit breakers.

## Summer Home Maintenance

In summer, complete the following projects to keep your yard lush and your home cool.

### Outdoor Tasks:

- ☐ Walk around your home's exterior & slide open crawlspace vents at the foundation.
- ☐ Prune trees and shrubs.
- ☐ Remove lint from dryer exhaust vent with a long, flexible brush.
- ☐ Uncover central air conditioner & install window air conditioners.

### Indoor Tasks:

- ☐ Change or clean heating, ventilating and air conditioning filters. Consult manufacturer instructions for your furnace to determine whether you need to change filters more frequently.
- ☐ Clean kitchen appliances inside & out, including refrigerator coils.
- ☐ Maintain clean drains by adding a half-cup of baking soda followed by a half-cup of white vinegar. After 10 minutes, flush with boiling water.
- ☐ Drain or flush water heater.
- ☐ Test all homes GFCI receptacles.
- ☐ Change any water filters for water quality.

We have maintenance programs!



Fall & Winter

# Homeowner Checklists

## Fall Home Maintenance

In fall, prepare your home and yard for cooler temperatures, falling leaves and more hours spent indoors.

### Outdoor Tasks:

- ☐ Clean gutters & downspouts.
- ☐ Inspect roof and chimney for cracks & damage.
- ☐ Touch up peeling or damaged paint.
- ☐ Wash all windows, inside & out.
- ☐ Install screens on windows & doors.
- ☐ Clean outdoor furniture & air out cushions.
- ☐ Service your lawn mower.
- ☐ Fertilize your lawn.
- ☐ Clean & store garden tools.

### Indoor Tasks:

- ☐ Check grout/silicone in bathtubs/showers & seal if needed.
- ☐ Have furnace professionally inspected.
- ☐ Test sump pumps for proper operation (check battery backup).
- ☐ Change the air filter for your furnace.
- ☐ Inspect ducts and decide if duct cleaning is needed before major allergies hit.
- ☐ Check indicator lights on surge protectors.
- ☐ Test all homes GFCI receptacles.
- ☐ Change any water filters for water quality.
- ☐ Test whole home generator for proper function.
- ☐ Test panel circuit breakers.
- ☐ Smoke Alarms and Carbon Monoxide Detectors - test batteries & replace if necessary.
- ☐ Clothes Dryer - Vacuum the lint from ducts & surrounding areas.
- ☐ Refrigerator - Vacuum condenser coils to increase energy efficiency.
- ☐ Flooring - Shampoo carpets & wax floors.
- ☐ Doors and Windows - Lubricate hinges & moving parts; polish metal hardware.
- ☐ Garage Door - Clean & lubricate hinges, rollers, & tracks.

## Winter Home Maintenance

In winter, enjoy energy-efficient warmth and the fruits of your home-maintenance labors. Use this time of the year to thoroughly clean and care for your home's interior while taking a few precautionary measures on the outside.

### Outdoor Tasks:

- ☐ Walk around your home's exterior & close any crawl space vents located at the foundation.
- ☐ Protect your central air conditioning unit with a cover, remove & store window air conditioners.
- ☐ Move snow shovels & snow blowers to a convenient spot. Stock your ice melting compound to melt ice on walkways.

### Indoor Tasks:

- ☐ Change or clean furnace filters. Consult manufacturer instructions for your furnace to determine how frequently the filters should be replaced.
- ☐ Clean kitchen appliances inside & out, including refrigerator coils.
- ☐ Maintain clean drains by adding BioClean product.
- ☐ Foundation - Check for moisture & cracks that are expanding inside & outside.
- ☐ Roof - Inspect for loose tiles or shingles for signs of leaks around vents, skylights, & chimneys.
- ☐ Paint - Touch up any interior or exterior paint that is cracking or peeling.
- ☐ Gutters - Clean out gutters & downspouts to remove leaves & other blockages.
- ☐ Chimney - Clean out the chimney to remove buildup of flammable substances. Have a professional look at your chimney every year or every other year to prevent a fire hazard during the winter months.
- ☐ Water Heater - Drain the water heater until it is clear of sediment and refill with clean water.
- ☐ Heating and Cooling System - Change all filters.
- ☐ Get your furnace tuned up. If a heating and cooling specialist hasn't taken a look at your furnace in the last year it's time to give them a call.
- ☐ Exhaust Fans - Clean grill and fan blades.
- ☐ Garbage Disposal - Flush with hot water & baking soda.
- ☐ Fire Extinguishers - Check to see if they are fully charged and recharge or replace if necessary.



24

Download our  
checklists

[kcwaterproofing.com/about-us/guides/](http://kcwaterproofing.com/about-us/guides/)



25



# Financing Options, Fit for You!

We want every Kansas City homeowner to feel as though waterproofing and foundation services are always within reach. As such, KC Waterproofing offers financing options that cater to your needs, so you won't have to wait for things to get worse.

When homeowners wait, they often end up spending much more money than if they had just had the repairs or services taken care of earlier. Cutting down monthly payments into sizable chunks can enable you to complete the projects you need to do on your timeline, not someone else's.

KC Waterproofing can help you finance your project in a straightforward, transparent way that can fit any budget. We're always listening to what our customers need, so we're prepared with plenty of options for you. We encourage you to reach out to learn more about our financing options. Our team is ready to work with you to get the home services you need to feel confident and secure.



**We have many great financing options for you to choose from.**

[kcwaterproofing.com/about-us/financing/](https://kcwaterproofing.com/about-us/financing/)



[kcwaterproofing.com/coupons/](https://kcwaterproofing.com/coupons/)

## Did someone say Coupons?!

We all like to save some money and we are here to help you out!

Hurry though, these offers are not forever and foundation problems only get worse with time.

Did you know we offer **5% OFF** to Military, First Responders, Educators, and Veterans? We thank you for your service. \*Can not combine offers.

Here is a little blank space for you to write some notes, doodle, whatever you wish. Enjoy!

Hi, I am your sales specialist.



# How to Select a Waterproofing and Foundation Repair Company?



Remember, experience is good.

Questions for Consumer	KC Waterproofing	Brand X Company
How long has the company been in business?	<b>Since 1985</b>	<input type="checkbox"/> YES <input type="checkbox"/> NO
Does the company have industry certified service experts?	<b>Yes</b>	<input type="checkbox"/> YES <input type="checkbox"/> NO
Does the company have installation technicians for fast, reliable and professional installation?	<b>Yes</b>	<input type="checkbox"/> YES <input type="checkbox"/> NO
Does the company have all licensed trade services in-house for hassle-free scheduling?	<b>Yes</b>	<input type="checkbox"/> YES <input type="checkbox"/> NO
Does the company have adequate liability insurance and proof of it?	<b>Yes</b>	<input type="checkbox"/> YES <input type="checkbox"/> NO
Can you visit the company's place of business?	<b>Yes</b>	<input type="checkbox"/> YES <input type="checkbox"/> NO
Does the company have worker's compensation insurance and proof of it?	<b>Yes</b>	<input type="checkbox"/> YES <input type="checkbox"/> NO
Does the company have specific detailed proposals?	<b>Yes</b>	<input type="checkbox"/> YES <input type="checkbox"/> NO
Does the company have a substantial market share in your community?	<b>Yes</b>	<input type="checkbox"/> YES <input type="checkbox"/> NO
Does the company offer: <ul style="list-style-type: none"> <li>• A 100% Satisfaction Guarantee?</li> <li>• A We Value Your Time Guarantee?</li> <li>• A We Value Your Safety Guarantee?</li> <li>• A We Value Your Home Guarantee?</li> <li>• A We Value Your Satisfaction Guarantee?</li> <li>• A Lifetime Replacement Guarantee?</li> <li>• A "No Lemon" Guarantee?</li> </ul>	<b>Yes</b> <b>Yes</b> <b>Yes</b> <b>Yes</b> <b>Yes</b> <b>Yes</b> <b>Yes</b>	<input type="checkbox"/> YES <input type="checkbox"/> NO <input type="checkbox"/> YES <input type="checkbox"/> NO <input type="checkbox"/> YES <input type="checkbox"/> NO <input type="checkbox"/> YES <input type="checkbox"/> NO <input type="checkbox"/> YES <input type="checkbox"/> NO <input type="checkbox"/> YES <input type="checkbox"/> NO <input type="checkbox"/> YES <input type="checkbox"/> NO
Does the company offer up front pricing?	<b>Yes</b>	<input type="checkbox"/> YES <input type="checkbox"/> NO
Does the company file for all permits?	<b>Yes</b>	<input type="checkbox"/> YES <input type="checkbox"/> NO
Do the employees follow our 3 Core Values of: <ul style="list-style-type: none"> <li>• Serving others by doing the right thing</li> <li>• Focusing on growth, self-sufficiency, and open mindedness</li> <li>• Safety above all else for everyone.</li> </ul>	<b>Yes</b> <b>Yes</b> <b>Yes</b>	<input type="checkbox"/> YES <input type="checkbox"/> NO <input type="checkbox"/> YES <input type="checkbox"/> NO <input type="checkbox"/> YES <input type="checkbox"/> NO



**Our products are  
MADE IN AMERICA**



**Proudly Partnered with**

